

Self-supporting Flat Cable

ID: **ASOI**

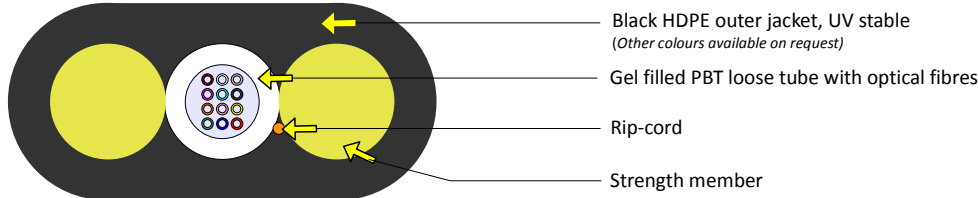


KABELOVNA Děčín Podmokly s.r.o.
Ústecká 840/33, 405 33 Děčín 5
Czech Republic
DIČ CZ26759993
tel.: +420 412 706 222
www.kabelovna.cz

16.9.2014 ver.2

A-D(2ZN)2YT HD 1×2,0 max. 12F

This cable is suitable for outdoor aerial use or direct burial to sand bed.



Fibre colour coding

According to IEC 60304

1 Red	7 Brown
2 Green	8 Violet
3 Blue	9 Turquoise
4 Yellow	10 Black
5 White	11 Orange
6 Grey	12 Pink

Other fibre colour sequences available on request

Order example

2100 m A-D(2ZN)2YT HD 12E9/125G.652D jacket colour BLK, specification ASOI

Packaging Standard put-up length / Drum size

Solid wooden drum 2000 m ± 5 %, other lengths on request KTS1600

Fibre Type

Single mode fiber 9/125
Multi mode fiber 50/125
Multi mode fiber 62,5/125
See the Fibre Specification sheet

Sheet Marking

Print colour White
Print method INK-Jet
Print legend manufacturer's name, job number, type of cable, length marking @ 1 m intervals
Other print legends available on request

Mechanical and Environmental properties

Test	Value	Unit	Method	Comment
Cable outer diameter	7,7 × 3,8	mm	EN 60811-1-1	
Cable weight	36	kg/km		- calculated
Outer jacket thickness	1,1	mm		
Loose tube diameter	2,0	mm		
Thermal expansion coefficient	15,5	ppm/K		
Modulus of elasticity	16,0	Gpa		
Max. allowable tension ODWAC Clamp	2400	N	EN 60974-1-2-E1	- max. attenuation variation ≤ 0,5 dB at 1550 nm - recommended sag min. 1,5% span
Max. allowable tension HYOCLAMP Clamp	1600	N	EN 60974-1-2-E1	- max. attenuation variation ≤ 0,5 dB at 1550 nm - recommended sag min. 1,5% span
Vibration Test	300	Hours	Tested by Telenco	- Max. Attenuation Variation 0,2dB - NO damages of the Cable - NO slipping into the clamps.
Crush resistance test	4000	N	EN 60974-1-2-E3	- plate dimensions 100×100 mm - max. attenuation variation ≤ 0,1 dB at 1550 nm - duration of loading 1 min.
Impact resistance test	3	Number of impact	EN 60974-1-2-E4	- impact energy 15 Nm, slightly damaged jacket - impact energy 20 Nm, no jacket cracking - max. attenuation variation ≤ 0,1 dB at 1550 nm
Min. bend radius (no load)	120	mm	EN 60974-1-2-E11a	- max. attenuation variation ≤ 0,2 dB at 1550 nm
Min. bend radius (load)	160	mm	EN 60974-1-2-E11b	- max. attenuation variation ≤ 0,2 dB at 1550 nm
Temperature range	Installation	-15 to +50°C	EN 60794-1-22-F1	- max. attenuation variation ≤ 0,1 dB at 1550 nm - Dwell time acc. to EN 60794-1-22-F1 - When installing or assembly under temperature below 5°C cable has to be stock in temp of 20°C at least 24h before installation.
	Operation	-40 to +70°C		
	Storage	-40 to +70°C		


Cable life time - minimum 30 years



A-D(2ZN)2YT HD 1×2,0 max. 12F

Installation

For installation of the cable we recommend to use only the clamps Telenco

SPAN (m)	INSTALATION		NESC LIGHT			NESC MEDIUM			NESC HEAVY		
			sag (m)		load (N)	Sag (m)		load (N)	sag (m)		load (N)
	sag (m)	N	horizontal	vertical		horizontal	vertical		horizontal	vertical	
40	0,6	127	1,04	0,29	737	0,82	1,0	1111	0,82	1,36	1609
60	0,9	184	1,69	0,5	957	1,36	1,66	1471	1,38	2,3	2331
80	1,2	243	2,43	0,73	1180	1,98	2,41	1806			
100	1,5	304	3,22	0,96	1395	2,64	3,22	2119			
120	1,8	365	4,06	1,21	1593	3,34	4,07	2413			
140	2,1	426	4,93	1,47	1787						
160	2,4	486	5,85	1,75	1969						
180	2,7	547	6,79	2,03	2149						

 Only for ODWAC Clamp

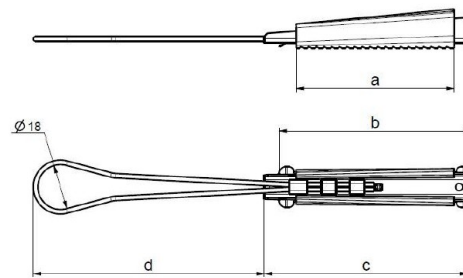


HYPOCLAMP



ODWAC (Telenco code 5126)

Dimensions



	a	b	c	d
ODWAC	70	90	90	110

